

# Submersible Dewatering Pump

## Models DWP/DWPM



construction | mining | power stations | steel mills | aquaculture



EBARA Fluid Handling


EBARA International Corporation

# Model DWP / DWPM

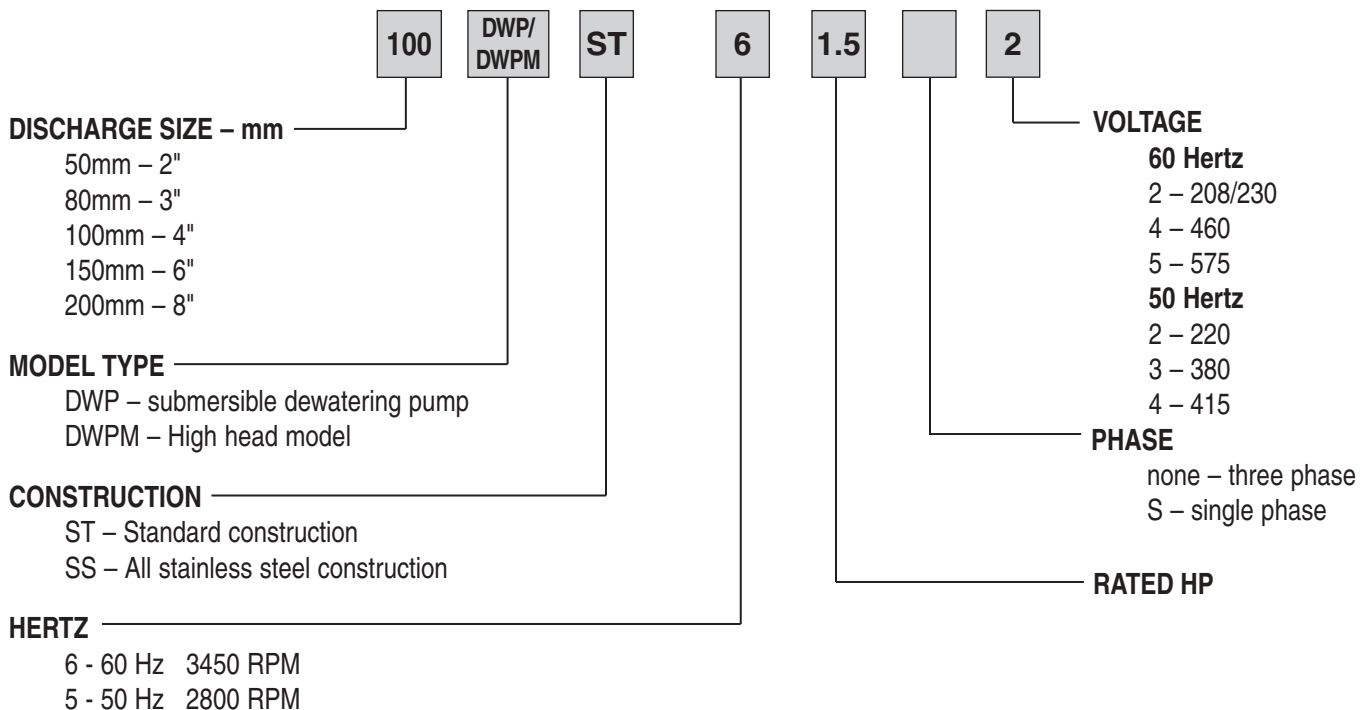
## Features & Design Advantages

Portable, slim-line top discharge submersible dewatering pumps are capable of handling contaminated fluids in the corrosive and severest of applications at construction sites, mines, power stations, steel plants, ships, and in aquaculture.

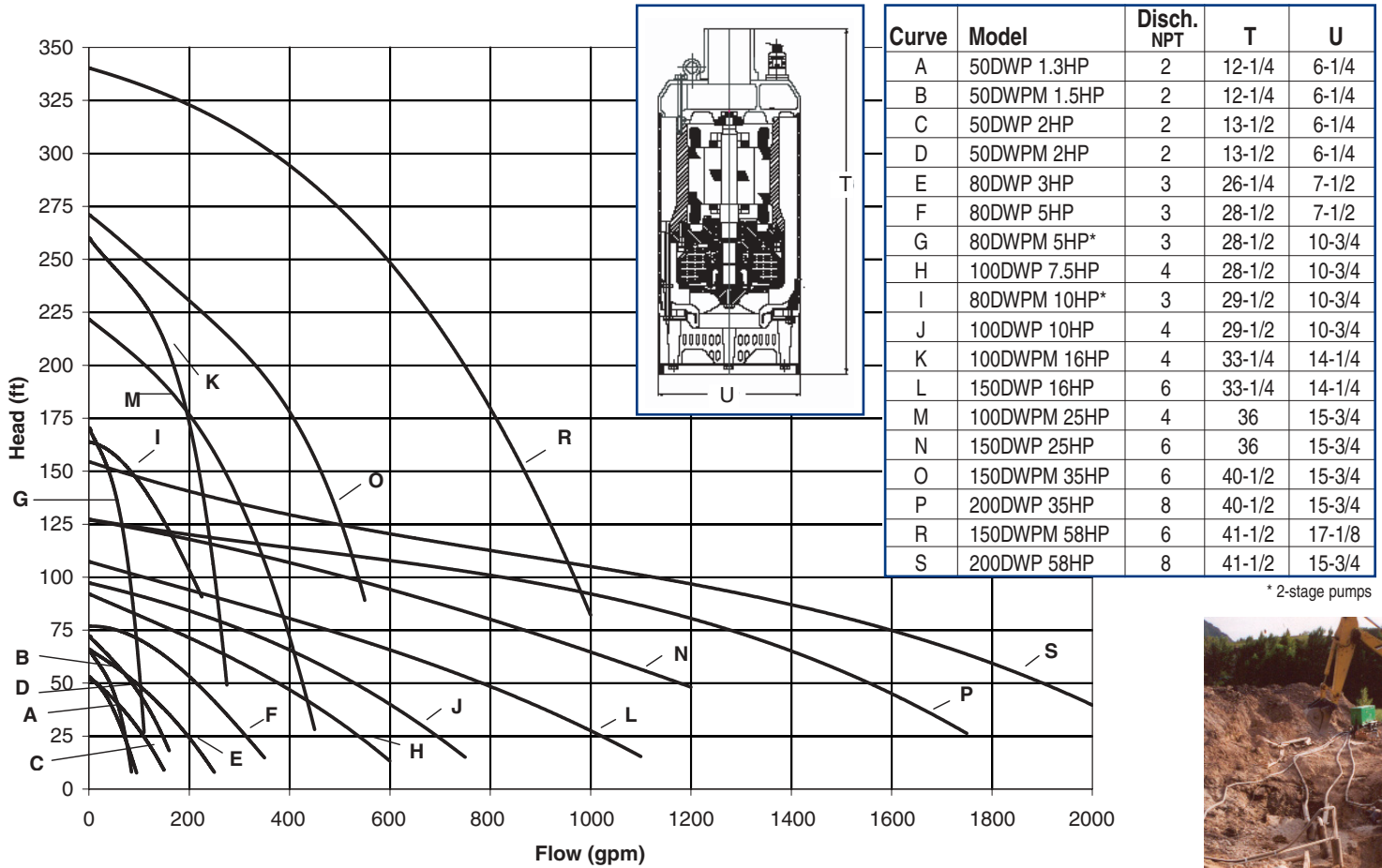
- Capacity to 2000 GPM; Heads to 340 feet
- Heavy duty motor
  - Oversized shaft and bearings
  - Available from 1.3 HP to 58 HP; Available in most voltage / frequency combination
  - 2- pole squirrel cage induction type continuous rated, Class F insulation (155° C)
  - Maximum 15 starts per hour
  - Power cable – UL / CSA listed
- Tandem UPPER & LOWER tungsten carbide/tungsten carbide mechanical seals
  - Pressure compensated oil chamber for optimal seal life
- Unique **SAND GUARD** seal housing prevents sand/debris from collecting on outer seal face during pump operation.
- Standard sacrificial zinc anodes provide protection from galvanic corrosion
- Cable sealing system seals power cord AND individual leads in the gland assembly
- SS impeller, shaft, strainer, hardware and outlet for maximum corrosion resistance
- Hardened 410 SS impeller for abrasive applications
- 316 SS impeller for corrosive applications (optional)
- Field adjustable rubber lined diffuser and wear plates provide for optimum pump efficiency
- Three foot long SS cable sheath terminating at cable gland for strain relief
- SS NPT outlets or hose connections
- Available in complete stainless steel construction
- Maximum water temperature to 104°F (40°C)



## Model Designation




# DWP / DWPM Selection Chart (60 Hz) & Dimensions (in inches)



## Material Specifications

Materials	Standard Construction	All Stainless Construction
Inner casing 1.3 to 58 HP 58HP DWPM	Epoxy coated aluminum Cast iron	316 SS 316 SS
Outer casing 1.3 to 10 HP 16 to 58 HP 58HP DWPM	Epoxy coated aluminum Epoxy coated carbon steel Cast iron	316 SS 316 SS 316 SS
Shaft		431 SS
Impeller		410 SS (optional 316SS) Nitrile rubber coated
Open mixed flow		
Diffuser/Wearplate		
Strainer	304 SS	316 SS
Impeller nut		410 SS
<b>Mechanical Seal</b> Material – Upper Side Material – Lower Side	Tandem Mechanical Seal Tungsten Carbide/Tungsten Carbide Tungsten Carbide/Tungsten Carbide	Upper seal is lip seal only, for 1.3 - 2 HP models
<b>Bearing</b> Upper 1.3 to 58 HP (all models) Lower 1.3 to 10 HP 16 to 58 HP	Single row deep groove with high temperature grease containing special anti-corrosion additive  Single row deep groove with high temperature grease containing special anti-corrosion additive Double angular contact lower bearings; enclosed with high temperature grease containing special anti-corrosion additive	



## **STATION-BOSS** Total Flow Control

The StationBoss monitors and adjusts pump flows to meet changing system requirements, thereby increasing pump station capacity and improving efficiencies.

The StationBoss controls up to 4 pumps (with multiple HP ratings) for industrial, municipal, water, and wastewater applications. The SCADA system provides remote monitoring operations and troubleshooting. The StationBoss features a user-friendly touch screen operation with "plug and play" VFD Operation and unlimited starts per hour.

### **EBARA BASIC Control Panel**

High quality and cost effective, Simplex or Duplex panels available for 2 to 30 HP, pump control. Type 4X enclosures with all the basics to get your pump equipment running.


### **EBARA STANDARD Control Panel**

These panels feature standard 3R enclosures and are equipped to meet the requirements for most municipal spec's for 2 to 60HP pump control.

### **EBARA CUSTOM Control Panel**

Ebara can design and build a panel to meet your specifications and requirements at the highest quality and at a very competitive price.

(Please note: longer lead times may apply for custom panels.)



#### **EBARA Fluid Handling**

1651 Cedar Line Drive • Rock Hill, SC 29730 • (t) 803 327 5005 • (f) 803 327 5097

[www.pumpsebara.com](http://www.pumpsebara.com)

© 2005 EBARA International Corporation

EICDWP0705